

Teacher's Notes

NICKNAMES

PRE-READING:

ACTIVITY 1

PREPARATION:

- Fix the internet connection.
- Show the video to the students.
- Title : Singa and the Kindness Cubbies (Ep 2) - Empathy
- Link : https://www.youtube.com/watch?v=Ptj7q6_9lzQ



- Talk about the video and make them understand what 'Empathy' means .

WHY SHOULD I DO THIS ACTIVITY?

- It will be a great opportunity to teach the concept of 'empathy'.
- The activity will arise their attention and curiosity.
- The activity gives the student to practice three skills: Reading, Speaking and Listening.
- This activity will help auditory and visual learners.

EXTENSION:

- Show the video to the students.
- Title : CGI Animated Short Film HD: "Jinxy Jenkins & Lucky Lou Short Film" by Mike Bidinger & Michelle Kwon
- Link : https://www.youtube.com/watch?v=OuJ4BBQ0nhc&list=PLMizheSITL_yA9b9acpvPmZt60Qk48ponj

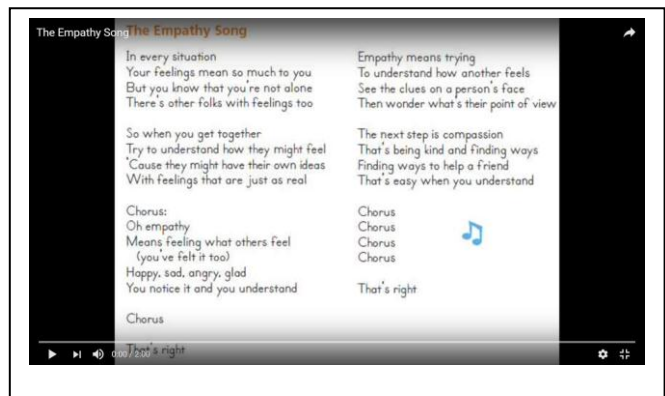
ACTIVITY 2

PREPARATION:

- Prepare flashcards for all the new words.
- Prepare 'situation cards' and 'feeling cards or emoji flashcards' to play with.

- Show the video.
- Title : The Empathy Song

Link : <https://www.youtube.com/watch?v=-rdA3wDamKc>



PRACTICE:

- Sing along.
- Revise the new words by making use of flashcards.
- Stick 'situation cards' and 'feeling cards or emoji flashcards' randomly on the board and ask the students to match the right cards.

WHY SHOULD I DO THIS ACTIVITY?

- It will be a great opportunity to revise vocabulary and learn some extra.
- The activity will arise their interest.
- The activity gives the student to practice three skills: Reading, Speaking and Listening.
- This activity will help auditory , visual and kinesthetic learners.

EXTENSION:

- Show the video to the students.
- Title : Sesame Street Mark Ruffalo Empathy
- Link : <https://www.youtube.com/watch?v=x68ZLEfybaA>

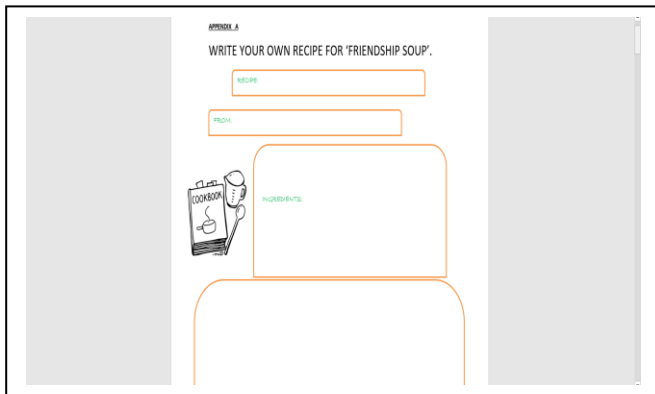
ACTIVITY 3

PREPARATION:

- Prepare flashcards for all the new words.
- Print and copy Appendix A.
- Download, print and copy the worksheet from the link given below:
<http://www.teachthisworksheet.com/static-worksheets/recipe-for-making-friends>

PRACTICE:

- Read the recipe from the downloaded worksheet.
- Hand in Appendix A.
- Ask the students to write their own recipe for friendship soup. Ask them what they should add to their soup?



WHY SHOULD I DO THIS ACTIVITY?

- It will be a great opportunity to revise vocabulary and learn some extra.
- The activity will arise their interest.
- The activity gives the student to practice all skills: Reading, Speaking, Listening and Writing.
- This activity will help auditory , visual and kinesthetic learners.

EXTENSION:

- Show the video to the students.
- Title : Friends, Friends 123 Song for Kids with Lyrics | Friendship Songs for Children | The Kiboomers
Link : <https://www.youtube.com/watch?v=QaITh9NEQ38>

ACTIVITY 4

PREPARATION:


- Prepare flashcards for all the new words.
- Print and copy the worksheet downloaded from the link given below:
http://www.worksheetplace.com/mf_pdf/Social-Emotional-Learning-4.pdf

- Show the video.
- Title : Ally The Accepting Alligator | Children's Book VIDEO
Link : https://www.youtube.com/watch?v=o7y5hKb_hs0



PRACTICE:

- Talk about the story.
- Hand in the worksheet downloaded from the link given above.
- Ask the students to talk and take notes about negatives and positives of friendship.



WHY SHOULD I DO THIS ACTIVITY?

- It will be a great opportunity to revise vocabulary and learn some extra.
- The activity will arise their interest.
- The activity gives the student to practice all skills: Reading, Speaking, Listening and Writing.
- This activity will help auditory , visual and kinesthetic learners.

EXTENSION:

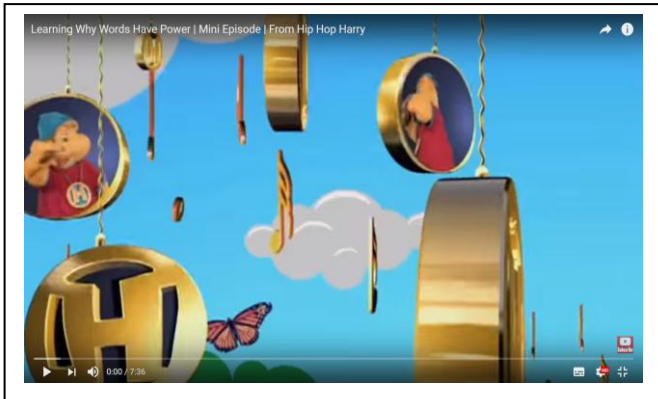
- Show the video to the students.
- Title : I Am A Good Friend: Teaching Children the importance of being a good friend
Link : <https://www.youtube.com/watch?v=fpBxIpbN7XA>

WHILE-READING:

ACTIVITY 1

PREPARATION:

- Prepare flashcards for all the new words.
- Print and copy Appendix F.
- Tell the students that you are going to play 'hangman' together. The word that they will try to find will be 'WORD'. Talk about words and the power of words.
- Show the students the video.
- Title : Learning Why Words Have Power | Mini Episode | From Hip Hop Harry
Link : <https://www.youtube.com/watch?v=ZxcJ3EYwJdU>



PRACTICE:

- Talk about the video.
- Do the TPR activities for the rap part.
- Revise the new words by making use of flashcards.
- Read page 4-9.
- Hand in Appendix F. Ask the students to write the sentences in the right column.

APPENDIX F
READ THE SENTENCES ABOUT FRIENDSHIP AND WRITE THEM IN THE CORRECT COLUMN.

✓ GOOD CHOICE	✗ BAD CHOICE

3

WHY SHOULD I DO THIS ACTIVITY?

- It will be a great opportunity to revise vocabulary and learn some extra.
- It will revise the topic of the power of words and empathy.
- The activity will arise their interest.
- The activity gives the student to practice all skills: Reading, Speaking Listening and Writing.
- This activity will help auditory , visual and kinesthetic learners.

EXTENSION:

- Show the video to the students.
- Title : Friends Song | Verbs Song for Kids | The Singing Walrus
Link : <https://www.youtube.com/watch?v=bVCKjOT9-gc>

ACTIVITY 2

PREPARATION:

- Prepare flashcards for all the new words.
- Print and copy Appendix D.
- Show the students the video.
- Title : Say and Do Nice Things | Little Mandy Manners | TinyGrads | Children's Videos | Character Songs
Link : <https://www.youtube.com/watch?v=zSbvWZ1r3ic>



PRACTICE:

- Sing along.
- Read page 10-29.
- Hand in Appendix D. Ask the students to fill in the blanks according to the information in the book .

APPENDIX D
FILL IN THE BLANKS.

Characters	Bad nicknames (Sad face)	Good nicknames (Happy face)
Little rabbit	1. _____ 2. _____ 3. _____	
Raccoon		
Fox		
Bear		
Seal		

WHY SHOULD I DO THIS ACTIVITY?

- It will be a great opportunity to revise vocabulary and learn some extra.
- It will revise the topic of the power of words and empathy.
- The activity will arise their interest.
- The activity gives the student to practice all skills: Reading, Speaking Listening and Writing.
- This activity will help auditory , visual and kinesthetic learners.

WHY SHOULD I DO THIS ACTIVITY?

- It will be a great opportunity to revise vocabulary and learn some extra.
- It will revise the topic of the power of words and empathy.
- The activity will arise their interest.
- The activity gives the student to practice all skills: Reading, Speaking Listening and Writing.
- This activity will help auditory , visual and kinesthetic learners.

EXTENSION:

- Show the video to the students.
- Title : Words hurt! Leadership Lessons for Kids (Educational Videos for Students)
Link : <https://www.youtube.com/watch?v=rWSBMUgMf08>

EXTENSION:

- Show the video to the students.
- Title : Be Kind To People | Little Mandy Manners | TinyGrads | Children's Videos | Character Songs
Link : <https://www.youtube.com/watch?v=WxUNGrSBAh8>

ACTIVITY 3

PREPARATION:

- Prepare flashcards for all the new words.
- Print and copy the worksheet downloaded from the link given below:
http://www.worksheetplace.com/mf_pdf/A-Better-Friend.pdf
- Show the students the video.
- Title : Saying Nice Things- Complete
Link : <https://www.youtube.com/watch?v=ulZrv6IATpY>

ACTIVITY 4

PREPARATION:



- Prepare flashcards for all the new words.
- Print and copy Appendix C.
- Talk about writing a letter.
- Show the students the video.
- Title : How to write a Friendly Letter
Link : <https://www.youtube.com/watch?v=8I2Y-i7Qq4>



PRACTICE:

- Talk about the video.
- Hand in the worksheet downloaded from the link given above. Ask the students to fill in the blanks and answer the questions.

- Read page 30.
- Talk about the letter written to the little rabbit.
- Hand out Appendix C. Ask the students to write a letter to little rabbit.



EXTENSION:

WHY SHOULD I DO THIS ACTIVITY?

- It will be a great opportunity to revise vocabulary and learn some extra.
- The activity gives the student to practice four skills: Reading, Writing, Speaking and Listening.
- It will also teach how to write a letter.
- This activity will work with visual, auditory and kinesthetic learners.

EXTENSION:

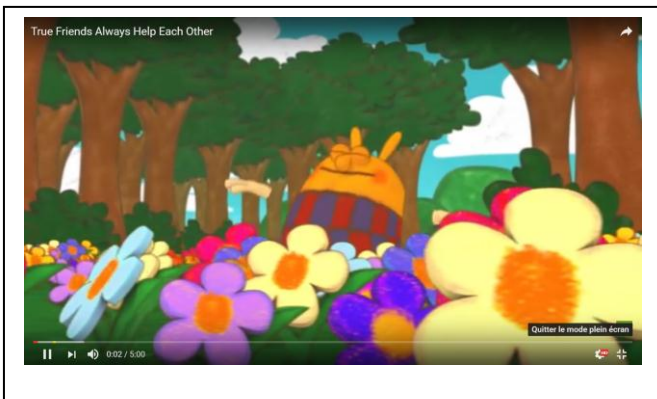
- Show the students the video.
- Title : Bemular - How to Mail a Letter (Educational Kids Music & Video)
Link : https://www.youtube.com/watch?v=oDQ8iR3_cDU

POST-READING:


ASSESSMENT:

ACTIVITY 1

- Show the students the video.
- Title : True Friends Always Help Each Other
Link : <https://www.youtube.com/watch?v=Cu1OlgWct1M>

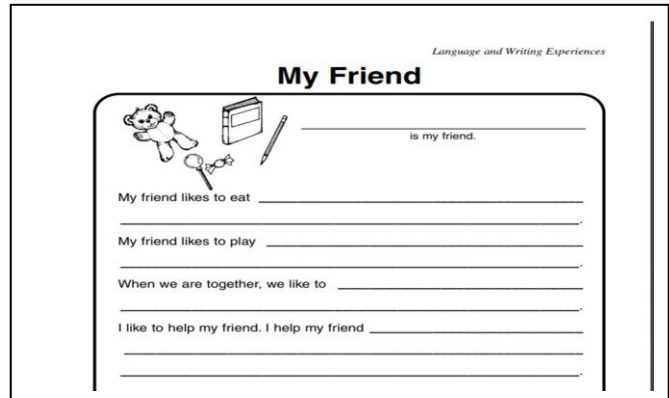


- Talk about the video. Talk about Tip and Top.
- Hand Appendix B. Ask the students to match the sentences and the pictures from the story.




ACTIVITY 2

- Print and copy the worksheet downloaded from the link given below.
<https://www.teachervision.com/creative-writing/my-friend-writing-printable>
- Ask the students to choose a friend and write about her or him.



ACTIVITY 3

- Print and copy Appendix E.
- Ask the students to do the crossword.



WHY SHOULD I DO THIS ACTIVITY?

- It will be a great opportunity to revise vocabulary and learn some extra.
- It will help the students to revise the whole topic.
- The activity gives the student to practice three skills: Reading, Speaking and Listening.
- This activity will work with visual, auditory and kinesthetic learners.

PROJECTS:

OPTION # 1

Make a friendship quilt

Ask all the students to draw a picture and make a friendship quilt in class.

OPTION # 2


Make a friendship tree.

Draw a big tree on a cardboard. Make students color inside their hands with fingerpaint and stamp on the tree one by one as if they are making leaves and branches with their hands.

OPTION # 3

True Friend Sea.

Take a blue cardboard . Draw, colour and cut fish and stick them on the cardboard as if they are swimming in the sea. On each fish write an adjective for a true friend.



OPTION # 4

Finger Puppets.

Make finger puppets for the rabbit, fox and the racoon.

OPTION # 5

A chain of friends

Make a chain of everyone in the class.



OPTION # 6

Write a letter.

Imagine you are the Fox. Write a letter to Little Rabbit .

OPTION # 7

Friendship Poem

Write a poem about friendship.

OPTION # 8

Nicknames.

Find good nicknames for your friends in your class and make a list.





SUGGESTIONS:

- Visit the websites below for more online activities and ideas;

<http://kidsactivitiesblog.com/24345/teaching-kids-2>

<https://innerchildfun.com/2013/02/crafts-and-activities-to-celebrate-friendship.html>

<https://www.kidssoup.com/activity/friendship-crafts-activities-games-and-printables>

<http://craftprojectideas.com/>

<http://www.cyh.com/HealthTopics/HealthTopicDetailsKids.aspx?p=335&id=1636&np=286>

<https://www.pinterest.com/explore/artisanat-d'amiti%C3%A9/>

<http://www.momtastic.com/life/125536-3-ways-to-teach-teamwork-without-letting-your-kids-know-they-are-learning/>

<http://www.theschoolrun.com/importance-teaching-your-child-teamwork>

<http://www.activekids.com/parenting-and-family/articles/10-fun-team-building-activities-for-kids>

<http://themes.pppst.com/teamwork.html>

www.enchantedlearnin.com

www.teachthisworksheets.com

www.teachervision.com

www.worksheetplace.com

www.youtube.com

www.pinterest.com

- Watch ;
 - A Little Book About Empathy
<https://www.youtube.com/watch?v=2MW5BmKiy7I>
 - Pigs Don't Fly
<https://www.youtube.com/watch?v=iKmb786P460>

APPENDIX A

WRITE YOUR OWN RECIPE FOR 'FRIENDSHIP SOUP'.

RECIPE:

FROM:



INGREDIENTS:

DIRECTIONS:

ENJOY YOUR MEAL!

APPENDIX B

MATCH THE PICTURES AND THE SENTENCES.

1



2



3



4



5



6



7



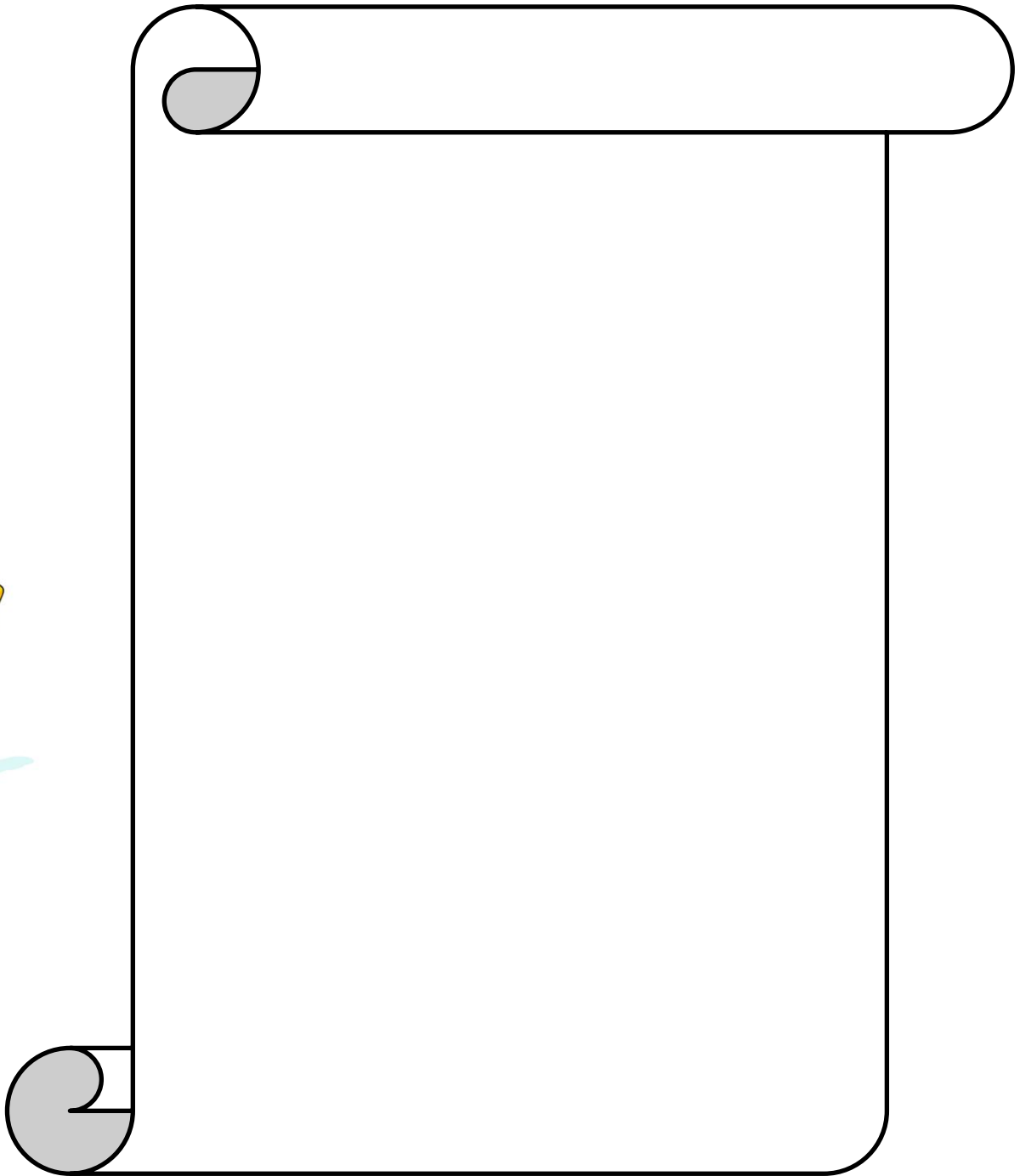


8



- A. He worked really hard.
- B. Then Tip had an idea!
- C. They went on playing until bed time.
- D. Top was a little bit scared.
- E. Tip and Top had no idea what the adventure would be.
- F. Top couldn't believe it. A brand new seesaw!
- G. He paced up and down to come up with a plan.
- H. Their seesaw was broken.


APPENDIX C











WRITE A LETTER TO LITTLE RABBIT.



APPENDIX D


FILL IN THE BLANKS.



Characters	Bad nicknames 	Good nicknames 
 Little rabbit	1. 2. 3.	
 Raccoon		
 Fox		
 Bear		
 Squirrel		
 Woodpecker		
 Mole		
 Warthog		

APPENDIX E

DO THE CROSSWORD



FRIENDSHIP WORDS

Y M E R E W L H S Y V F T R P S H A R E T E S L F
A U Q O Q I H D D R W R O O E A P O C W F V D B D
F B P L S P L C R Y N I D P G S T K X G L O L F G
N D R T Z X O I H O C E P F P E P I W X O L A B X
A I E Q U J D A N U F N C V P S T E E U E L P A D
V N C H Y Q S K G W Y D M B V I W H C N R T F E A
K N P K V P X Q N R F S L C J L D B E T T O T V K
L H P F N Z G L U F C H N B I D L H Q R G F Y Y W
B S C H N A C S G E W I O O B B O E W C M M X F V
W U X W H Y M E Z O T P I D J O O Y Y F M L U X D
R Q V B D V Q E Q R T T W L O F B J I L F S D O F
V V W O G M L G A S F X K S B E N X H J M P L I V
F H G U A L B P Z F A V B Z A I C G E D G K Z X K
Q Q O A H H T F Y A T Z G L U A C I E G E J P D E
G O L P Z U A J H C T P W Z R H S D I E M L L P C
O A I V C D C M F R F Z S K Y W G P G R U B I R A
O B O S S Y I F E R R V C Y O J N E I A W J T M E
D K A H H E P W I R T A I A J S Q N U J X E T C S
K D X U C X A E F N R Q C P R X F P K Q W J K F S
N O B L E F N Z E U U H W H I I K V D B O Q Y Z T
L J J M H D X U D M S E Z Y C H N U K N Y K X J Q
V M I Y M Y T K C G T P R L V Y E G L R D T K B N
F L V R Q X I P R N L U T Z T Z V B R B J G T V E
B G Y C M M U H B E P D J Q P K D T J C G C J H M
J C R V E G O H H L T M P T I N I F E M F N W Y Q

BOSSY
CARING
CRY
ENJOY
FRIEND
FRIENDSHIP
GOOD



HELP
LAUGH
LISTEN
LOVE
NICKNAME
NOBLE
PATIENT

RESPECT
SHARE
SMILE
TOGETHER
TRUST



APPENDIX F

READ THE SENTENCES ABOUT FRIENDSHIP AND WRITE THEM IN THE CORRECT COLUMN.

 GOOD CHOICE	 BAD CHOICE

- I let my friend go first.
- I shout at my friend.
- I am bossy.
- I tell my friend the truth.
- I help my friend.
- I talk when my friend talks.
- I laugh at my friend when she makes a mistake.

- I help my friend to tidy her desk.
- I lie to my friend.
- I share with my friend.
- I help my friend with her problems.
- I laugh at my friend when she is sad.

VOCABULARY LIST FOR FLASHCARDS

Nickname	Crunchy	Heart
Sunny	Smile (v)	Bear
Hop (v)	Right	Mole
Feel (v)	Argue (v)	Dig (v)
Happy	Ugly	Underground
Fox	Glasses	Woodpecker
Racoon	Dare (v)	Warthog
Big	Call (v)	Strong
Foot- feet	Trickster	Roll (v)
Munch (v)	Friend	Huge
Carrot	Need (v)	Rock
Appear (v)	Clever	Angel
Tooth-teeth	Handsome	Busy
Stick out (v)	Surprised	Wise
Angry	Smart	Builder
Ear	Intelligence	Powerful
Straight up	Wear (v)	Brave
Trumpet	Cool	Noble
Sit (v)	Stylish	Hurt (v)
Pond	Suit	Choose (v)
Reflection	Strange	Action
True	Act (v)	Thoughtful
Sad	Gentleman	Careful
Cry (v)	Become (v)	fair
Lap	Idea	
Tell (v)	Forest	
Help (v)	Squirrel	
Avoid (v)	Gather (v)	
Danger	Save (v)	

